

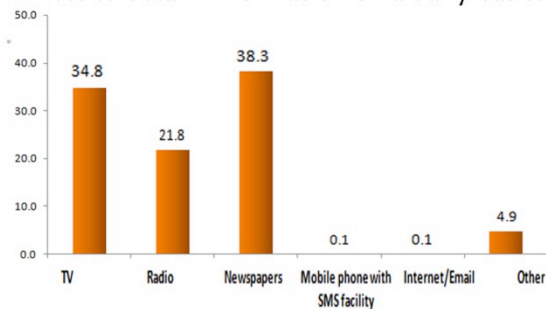
Views from Jaffna

Findings from the Pre-Election
Public Opinion Poll
conducted in the Jaffna
MC in July 2009

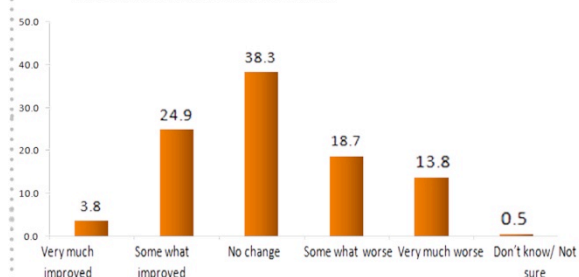
July 30, 2009: Social Indicator (SI), the survey research unit of the Centre for Policy Alternatives (CPA), in collaboration with Home for Human Rights (HHR) conducted an opinion poll amongst the people living in the Jaffna municipal area to assess their views in relation to the upcoming Municipal Council election. This poll did not intend to forecast the election results but rather to assess the views of the residents in terms of their optimism or pessimism about their future, political interest and participation, and how they view the upcoming election.

This poll was conducted amongst 880 randomly selected eligible voters in all 23 Wards in the Jaffna municipal council. A total of 36 field researchers –men and women- participated in the field data collection using a structured questionnaire. The field work of the poll was conducted from 22nd to 24th July 2009. Even though sample was distributed uniformly across all the wards, data was weighted before the analysis to reflect the actual population proportion at the ward level. The results of this poll is subject to + or - 3.3% error margin.

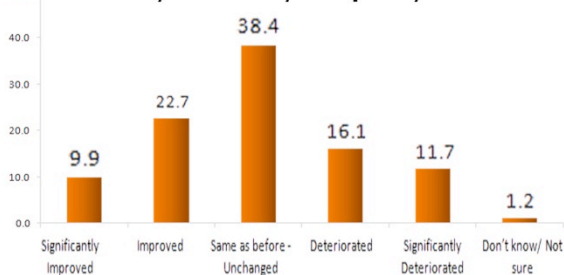
Which of the following media do you use most to obtain information on a daily basis?



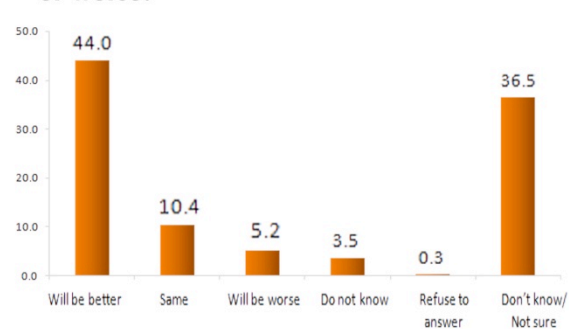
Compared to the situation a year ago, how do you assess your present economical condition?



Compared to the situation a year ago, how do you assess your quality of life?



What do you think of the quality of your life in the next 3 years? Will it be better or worse?



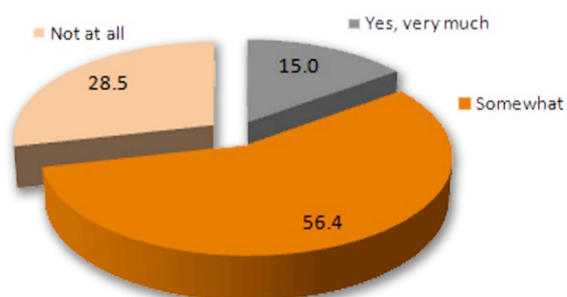
Views from Jaffna

Findings from the Pre-Election Public Opinion Poll conducted in the Jaffna MC in July 2009

Where do your immediate relatives/extended family members live at present?

They live in and around the same area	71.8%
They live in other parts of Sri Lanka	20.9%
In OLD IDP Camps	1.2%
In recently established IDP Camps	11.6%
In Middle Eastern Countries	5.4%
In Other Countries	14.4%

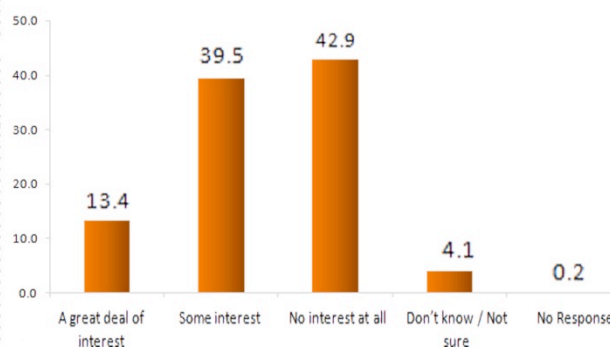
To what extent do you think you are aware about the candidates who are contesting in this local government election?



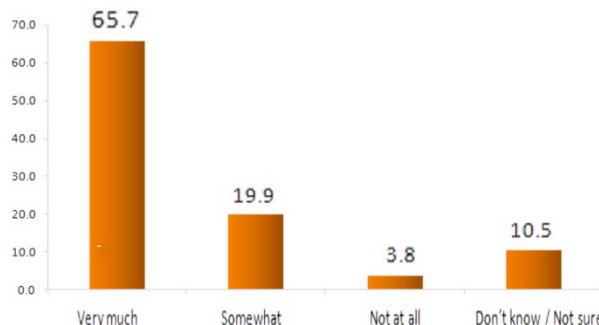
Can you please name a political party that you think has ideas closest to your own?

ITAK/TNA	8.9%
SLFP	0.8%
UNP	0.9%
TULF	0.4%
EPDP	20.5%
EPRLF	0.1%
Other	3.0%
None	35.7%
Do not want to reveal	29.6%

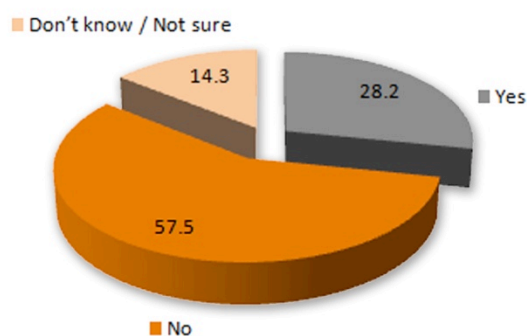
Leaving aside the period of elections, how much interest would you say you have in Sri Lankan politics?



To what extent do you think your vote matters to elect your choice of local government?



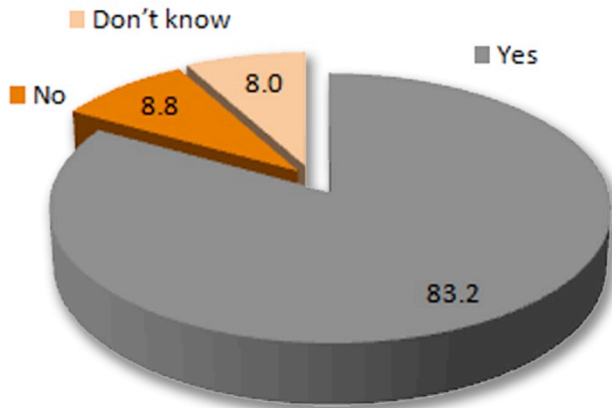
Is the party that you support, the same party that your parents also support/supported?



Views from Jaffna

Findings from the Pre-Election
Public Opinion Poll
conducted in the Jaffna
MC in July 2009

Do you intend to vote in the forthcoming elections on the 8th of August 2009?



Did you register yourself as a voter in the registration process that happened in June – July last year (2008)?

Yes	56.4%
No, as we didn't receive the documents	10.8%
No, unaware about the process	28.5%
Don't Know/Not Sure	4.1%
No Response	0.2%

When selecting your MC candidate what are the three most important factors that matter to you?

The candidate represents my party	6.6%
The candidate represents the party that my family is loyal to	7.4%
Because my friends support him	6.7%
His ability to preserve the culture of our society	51.1%
His ability to protect my religion	8.7%
The candidate represents my caste	3.8%
There is no particular reason	5.6%
I received some benefits from that candidate or party	27.5%
Other	5.8%
Refuse to answer	9.3%
DK / Not sure	10.8%
No Response	1.0%

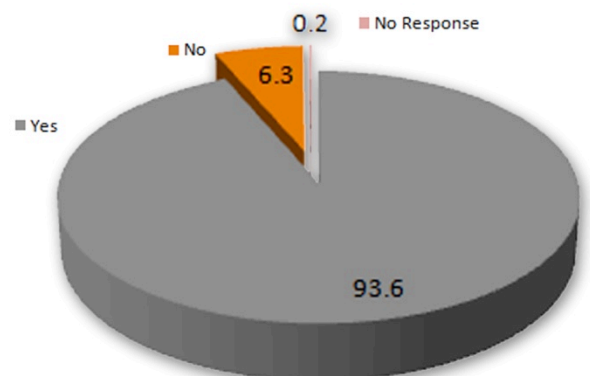
If you do not intend to vote in the forthcoming elections on the 8th of August 2009, then why?

No suitable party/candidate	2.5%
My vote is not going to make a difference	2.2%
I do not really care about voting ("Not bothered")	9.5%
Other	49.7%
No response	36.2%

If the election is to be held today, which party will you vote for?

ITAK	7.3%
UPFA (SLFP , EPDP)	23.8%
UNP	0.4%
TULF	1.0%
Independent Group I	0.4%
Not decided	44.7%
Refuse to answer	22.3%
No Response	0.1%

Have you received any leaflets or phone calls providing you with information regarding the candidates contesting in this MC election?



Views from Jaffna

Findings from the Pre-Election
Public Opinion Poll
conducted in the Jaffna
MC in July 2009

To what extent have you participated in discussing the upcoming Jaffna MC election in August 2009 with your relatives, neighbors and friends?

Yes	37.2%
No	60.7%
No response	2.1%

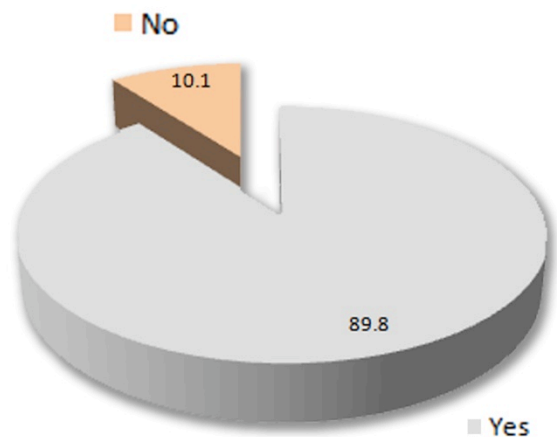
To what extent have you participated in political meetings/discussions on the upcoming Jaffna MC election in August 2009?

Yes	19%
No	79.3%
No response	1.7%

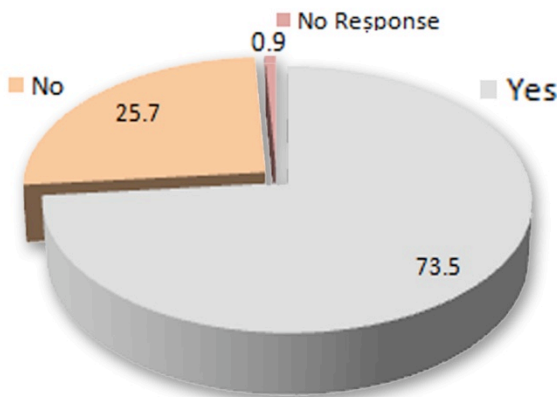
To what extent have you participated in pasting posters, leafleting and canvassing relating to the upcoming Jaffna MC election in August 2009?

Yes	3.9%
No	93.7%
No response	2.4%

Do you possess your National ID / other identification document at present?



Do you possess the ID given by the security forces at present?



Can you please tell me which party you think will win this election?

ITAK	3.7%
UPFA (SLFP , EPDP)	32.7%
UNP	0.4%
TULF	0.5%
Independent Group I	0.2%
Refuse to answer	14.8%
Don't know / Not sure	47.3%
No Response	0.3%